

N.V. Westerscheldetunnel

Report 2015

2015



**WESTERSCHELDE
TUNNEL**

MEER MOGELIJK MET DE SLUISKILTUNNEL

Network length

On May 23rd 2015 the Sluiskiltunnel (a tunnel under the canal from Terneuzen, Netherlands to Gent Belgium) which is owned by the Province of Zeeland opened for traffic. The Sluiskiltunnel connects on the South-side of our roads. We are controlling traffic and maintenance commissioned by the Province of Zeeland.

The length of the Westerscheldetunnel, Sluiskiltunnel and connecting roads is 24 kilometres.

Investments

In 2017 the tunnel engineering systems will be renovated. This is an investment of € 12.8 mln. In 2015 we have put the first preliminary steps of the project.

Financing

The Province of Zeeland holds 100% of the shares of N.V. Westerscheldetunnel; 45% of the annual income is generated by a subsidy from the Province of Zeeland. The other 55% is income from toll charges.

Toll charges for the Westerscheldetunnel are only temporary: In 2033 the Westerscheldetunnel will be toll-free.

There are no investments in infrastructure foreseen in 2016.

Traffic

In 2015 traffic increased by 2,6% compared to 2014. For 2016 a growth of 2% is foreseen.

The average number of passages in 2015 was 17.153. Teletoll subscribers are responsible for 67,6% of the traffic. 88% of the passages are with light vehicles.

Tolling system

At the Westerscheldetunnel a custom made tolling system is in operation. For the Teletoll subscribers we use an OBU with infrared technique so that subscribers can easily pass without stopping at our toll plaza. In 2015 we studied if it was possible to change to a different technique (based on radio waves) were the OBU could be changed into a sticker without a battery. The study was not successful. Together with the supplier of the OBU we decided to develop a 'second generation OBU' based on infrared technique.

Tolls







As a result of the positive renewal of the main maintenance contract in 2013 we are able to reduce a decent amount of costs. Our policy is that clients also should benefit from this cost savings. In 2015 the toll tariffs are the same as 2014, 2013 and 2012. The tariffs will remain the same in 2016.

In 2015 the average charge for light vehicles was € 0.25 per kilometre. The charge for teletoll subscribers was € 0.19 per kilometre.







In 2015 the average charge for heavy vehicles was € 1.25 per kilometre. The charge for teletoll subscribers was € 0.95.

Toll is collected as a fee. The toll is subject to VAT (21%). There are 5 classifications in which length and height are the two determining factors.







Regular fee (incl. VAT):

		 		
1	2	3	4	5
2015: € 5,00	2015: € 7,45	2015: € 18,20	2015: € 25,00	2015: € 2,50

Subscriber fee (incl. VAT):

		 		
1	2	3	4	5
2015: € 3,80	2015: € 5,70	2015: € 13,90	2015: € 19,00	2015: € 2,50

Subscriber fee (incl. VAT) after 150 passages:

		 		
1	2	3	4	5
2015: € 3,05	2015: € 4,55	2015: € 11,15	2015: € 15,25	2015: € 2,00

Safety

In 2015 there was one fatal accident. A car suddenly stopped on our motorway and was hit by a truck. Both cars crashed and caught fire.

Main Asecap key figures

N.V. Westerscheldetunnel	2015
Network length	
2 x 2 lanes	24 km
2 x 3 lanes	-
2 x 4 lanes.....	-
No. of km under construction	-
Forecasts for opening motorway sections	
Annual toll revenue (in millions of Euros)	€ 28,3
Permanent staff	61.6
Average daily traffic (LV)	15.449
Average daily traffic (HV)	1704
Average daily traffic (LV+HV)	17.153
Total number of accidents	3
No. of accidents resulting in personal injury	0
No. of fatal accidents	1
Km travelled (10 ⁶ x km)	150,2 mln.
No. of toll plazas	1
No. of lanes	14
No. of lanes equipped with teletoll	14
No. of teletoll subscribers	53,705
No. of rest areas (with station services)	-
No. of rest areas	-
No. of restaurants	-
No. of hotels	-