

ASECAP Road Safety Conference



VINCI
AUTOROUTES

FONDATION
Pour une conduite responsable

The european barometer of responsible driving

Bernadette MOREAU
General Delegate of the VINCI Autoroutes Foundation

Ipsos



Countries surveyed

Sample: 13,634 respondents

France: 3613 respondents

Germany: 1002 respondents

GB: 1002 respondents

Italy: 1003 respondents

Spain: 1001 respondents

Sweden: 1001 respondents

Belgium: 1001 respondents

Greece: 1004 respondents

Poland: 1001 respondents

Netherlands: 1001 respondents

Slovakia: 1005 respondents



■ Countries surveyed since 2014

■ Countries surveyed since 2015

■ Countries surveyed since 2016

BREAKDOWN BY COUNTRY

The attitudes of Europeans behind the wheel when they evaluate

% 	Mentions at least one positive adjective Attentive, Calm, Courteous, Vulnerable		Mentions at least one negative adjective Irresponsible, Stressed, Agressive, Dangerous	
	Themselves	Other	Themselves	Other
	2016	2016	2016	2016
TOTAL	97	32	14	84
FRANCE	96	24	16	90
GERMANY	99	35	12	83
BELGIUM	98	42	14	76
SPAIN	97	40	9	73
GB	98	38	16	83
ITALY	96	25	18	88
SWEDEN	98	40	11	83
GREECE	95	12	22	98
POLAND	98	31	13	90
NETHERLANDS	98	41	8	80
SLOVAKIA	97	31	11	86

Which two adjectives from the following list most accurately relate to you when you are driving?

Base: Half of drivers

Rudeness behind the wheel

■ Never ■ Do so

Feel afraid because of the aggressive behaviour of another driver

20 80

Insult another driver

46 54

Overtake on the left on the motorway*

70 30

Get out of your car to have it out with another driver

84 16

**item adapted for GB*

Do you frequently, sometimes, rarely, or never do the following when you are driving your vehicle?

Base: Drivers

Prevalence of dangerous habits



Do you ever do the following when you are driving?

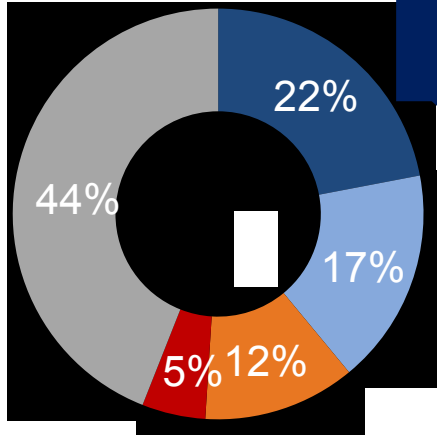
*item adapted for GB

Base: Drivers

Drinking and driving

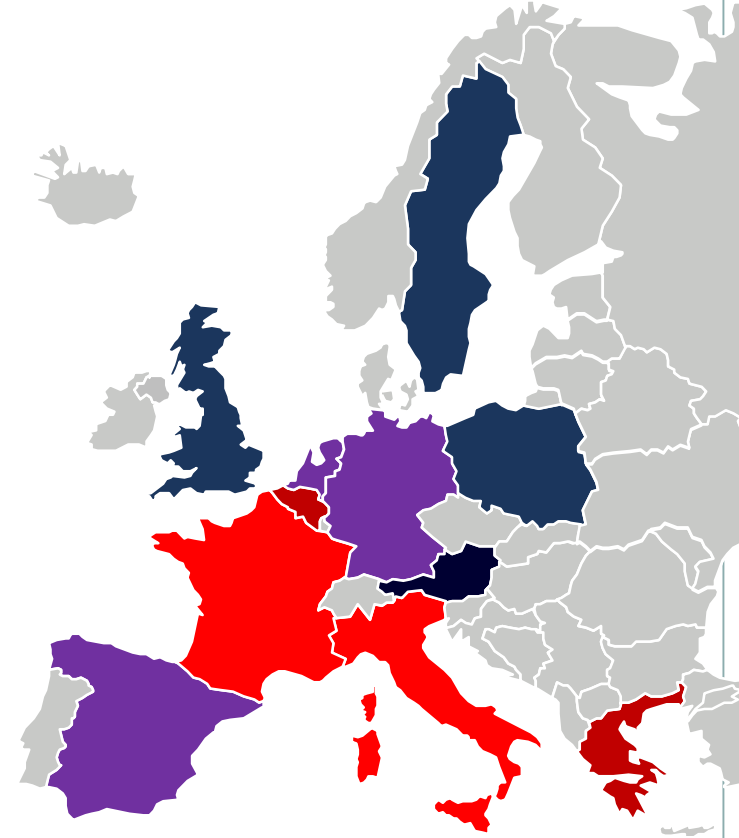
- Less than 2 drinks
- 2 drinks
- 3 drinks or more
- I don't really pay attention
- I don't drink

On average 2 drinks



Average number of drinks

COUNTRY	2016
TOTAL	2
FRANCE	2,5
GERMANY	1,8
BELGIUM	2,7
SPAIN	2
GB	1,5
ITALY	2,3
SWEDEN	1,3
GREECE	2,7
POLAND	1,4
NETHERLANDS	2
SLOVAKIA	1,1



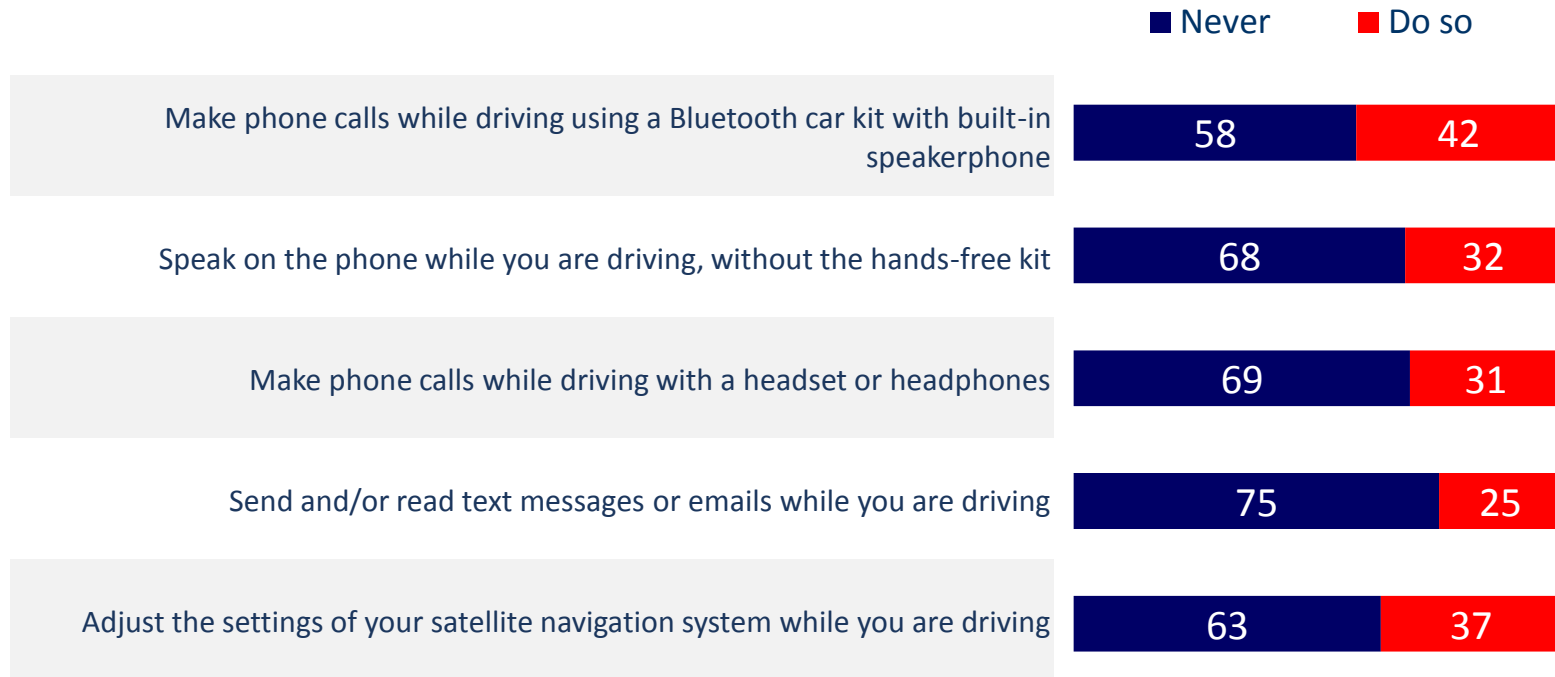
From the largest number of drinks To the smallest number

For you personally, after how many drinks would you no longer allow yourself to take the wheel?

Base: Drivers

Open question, unprompted answers

Prevalence of communication devices



Do you ever do the following when you are driving?

Base: Drivers

*item adapted for GB

Incidents related to inattentiveness

■ No, never

■ Yes

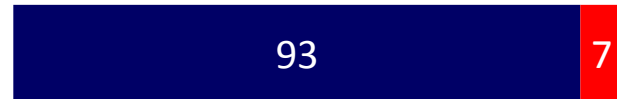
Had the impression that you dozed off at the wheel for a few seconds



Encroached on the emergency lane or the edge of the road as a result of a moment of inattention or dozing off



Had a small collision or accident as a result of either you or another driver being too tired

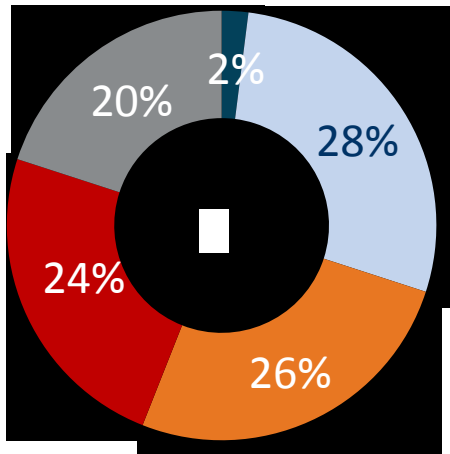


More specifically, over the last few years, have you run into any of the following problems while driving?

Base: Drivers

Number of hours spent behind the wheel before taking a break

- Fewer than 2 hours
- 2 hours
- 2 to 3 hours
- More than 3 hours
- I don't take long drives



Average time before stopping:
3 hours 6 minutes

Average time before stopping

BREAKDOWN BY COUNTRY 2016

FRANCE	2:48
GERMANY	3:42
BELGIUM	2:54
SPAIN	2:48
GB	2:48
ITALY	3:18
SWEDEN	3:12
GREECE	3:30
POLAND	3:54
NETHERLANDS	2:48
SLOVAKIA	3:18



Stops the least often  Stops the most often 

When you set off for a long drive, how many hours do you generally drive without stopping?

Base: Drivers

Thank you for your attention

